

## MAYORAL ELECTION IN HARGHITA COUNTY, ROMANIA, JUNE 2012

**George-Bogdan TOFAN**

„Babeş-Bolyai” University, Faculty of Geography, Cluj-Napoca,  
5-7 Clinicilor Street, 400006, Romania, email: [george.tofan@ubbcluj.ro](mailto:george.tofan@ubbcluj.ro)

**Abstract:** On 10th June 2012, Romania held local elections, in order to elect local and county counsellors, mayors and county council presidents. In Harghita County, elections took place in 67 territorial-administrative units: the cities of Miercurea-Ciuc, Gheorgheni, Toplița and Odorheiul Secuiesc, the towns of Băile Tușnad, Bălan, Borsec, Cristuru Secuiesc and Vlăhița and 58 communes. According to official data provided by the Central Electoral Bureau, a number of 67 mayors were elected, belonging to the following political parties: Democratic Union of Hungarians in Romania (DUHR, with 51 mandates, or 76.1%), independent candidates (IC, 6 and 9%), Hungarian Civic Party (HCP, 4 and 6%), Social Liberal Union (SLU, 3 and 4.4%), Democratic Liberal Party (DLP, 1 and 1.5%), National Liberal Party (NLP, 1 and 1.5%) and Social Democrat Party (SDP, 1 and 1.5%). Even though the Social Liberal Union (SLU) was founded in February 2012, being a parliamentary and pre-electoral political alliance, comprised of the *Center-Left Alliance*, containing the National Union for the Progress of Romania and the Social Democrat Party and the *Center-Right Alliance*, made of the National Liberal Party and the Conservative Party, in two localities (Bilbor and Gălăuțaș), each party nominated its own candidate, while DLP kept its only mandate (Corbu) and won two more mandates in Tulgheș and Sărmaș, through independent candidates backed by the party. This county stands out due to the large number of the mandates won by DUHR in 51 localities: 49 mandates for their own members and two mandates for independent candidates (in Bălan and Vlăhița), backed by the party.

**Key words:** Democratic Union of Hungarians in Romania, mayors, political parties

\* \* \* \* \*

### INTRODUCTION

In comparison to 2008, according to Law no. 144/2012 regarding the measures employed for the organisation of elections for local administrative authorities, mayors must be elected in the first round, with the exception of ballots.

In Harghita County, in its 67 territorial-administrative units, 181 candidates ran for office, out of which seven were women. According to official data, out of the 3,183 mayor mandates, at country level, 67 (2.1%) are assigned to this county (Pop, Bodocan, 2009). In comparison to other counties, where

dozen of cases were investigated by police, a single person was investigated in Harghita, for a multiple vote attempt ([www.informatiahr.go.ro](http://www.informatiahr.go.ro)).

I point out that in some localities like Corund, Cozmeni, Dănești, Dealu, Frumoasa, Leliceni, Lueta, Mădăraș, Merești, Ocland, Plăieșii de Jos, Porumbeni, Racu, Sâncrăieni, Șimonești, there was a single candidate for the mayoral seat.

**WORK METHODOLOGY**

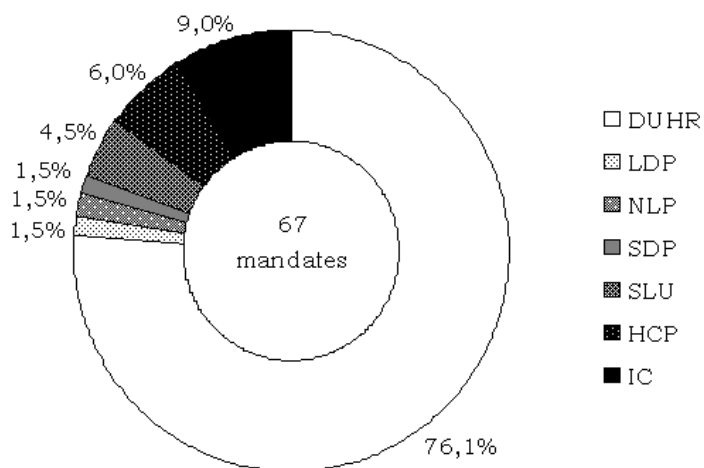
In terms of work methodology, for this study, the synthetical analysis and interpretation of the data from the Central Electoral Bureau were taken into account, this bureau gathering the results of the 2012 elections for the local public administrations, the scientific endeavour focusing on Harghita County.

The second stage involved a deep study of legislation regarding the activities taking place during the organization and the elections proper, followed by identifying the numbers of the electoral circumscriptions from the 67 administrative-territorial units within the county. Moreover, the lists of the electoral competitors were consulted, in order to gather data on the political affiliations and age group structure of the mayors that were validated for the 2012-2016 terms.

The last stage, which is interpreting and designing a general view in regards to this action, meant the creation of a data base which allowed for a rich table, graphical and cartographical material, thus rounding the text.

**POLITICAL DISTRIBUTION OF MAYORS IN HARGHITA COUNTY**

The results from 21<sup>st</sup> Electoral Circumscription - Harghita County, comprised of 67 electoral circumscriptions (272 polling stations), show a 54.23% voting attendancy, out of 153,992 registered voters.



**Figure 1.** The distribution of mayor mandates per political parties, at the June 2012 Elections, Harghita County, Romania  
(Data source: [www.beclocale2012.ro/rezultate.html](http://www.beclocale2012.ro/rezultate.html))

The number of validly expressed votes was 144,670, out of which the Romanian Alliance Party obtained 354 votes (0.24%), the EMNP-MPP Electoral

Alliance, 468 votes (0.32%), The People's Hungarian Party of Transilvania, 11,824 votes (8.17%), Hungarian Civic Party, 25,453 votes (17.59%, and 6% of the total number of mandates), the Conservative Party, 113 votes (0.07%), The Democratic Liberal Party, 2,670 votes (1.84% and 1.5% of mandates), the National Liberal Party, 886 voturi (0.61%, and 1.5% of mandates), the National Peasant Christian Democratic Party, 15 voturi (0.01%), the New Generation Party, 148 votes (0.10%), People's Party-Dan Diaconescu, 2,054 votes (1.41%), România Mare Party, 392 votes (0.27%), the Social Democratic Party, 819 votes (0.56%, and 1.5% of mandates), the Green Party, 227 votes (0.15%), the Democratic Union of Hungarians in Romania, 80 941 votes (55.94%, and 76.11% of mandates), the National Union for the Progress of Romania, 126 votes (0.08%), the People's Social Christian Union, 62 votes (0.04%), the Social Liberal Union, 7,847 votes (5.42%, and 4.47% of mandates) and independent candidates, 10,271 votes (7.09%, and 9% of mandates).

As one can see from the data presented in table 1 and figure 1, the highest number of mandates was obtained by DUHR (76.1%), followed by IC (9%), HCP (6%), SLU (4.4%), and only 1.5% LDP, NLP și SDP.

**Table 1.** Validly expressed votes and mandates per party at the local elections, Harghita County, June 2012

(Data source: [www.beclocale2012.ro/rezultate.html](http://www.beclocale2012.ro/rezultate.html))

Parties	Votes		Mandates	%
	No.	% in county		
DUHR	80,941	55.94	51	76.1
LDP	2,670	1.84	1 (Corbu)	1.5
NLP	886	0.61	1 (Gălăuțaș)	1.5
SDP	819	0.56	1 (Bilbor)	1.5
SLU	7,847	5.42	3 (Toplița, Subcetate, Voșlăbeni)	4.4
HCP	25,453	17.59	4 (Gheorgheni, Băile Tușnad, Căpâlnița, Suseni)	6.0
IC	10,271	7.09	6 (Bălan, Vlăhița, Dârjiu. Joseni, Sărmaș, Tulgheș)	9.0
<b>Total</b>	<b>128,887</b>	<b>89.0</b>	<b>67</b>	<b>100.0</b>

DUHR = Democratic Union of Hungarians in Romania; LDP = Liberal Democratic Party; NLP = National Liberal Party; SDP = Social Democrat Party; SLU = Social Liberal Union; HCP = Hungarian Civic Party; IC = Independent candidate.

## ASPECTS REGARDING THE TERRITORIAL DISTRIBUTION AND THE GEODEMOGRAPHIC STRUCTURES OF MAYORS

In order to have a better image on the situation of the mayoral elections in Harghita County, the study at hand attempts to synthetically present some aspects regarding the percentages from rural and urban areas, the percentages regarding ethnic background and age of mayors (Pop, 2001, 2006).

### Mayors according to their type of residence

According to table 2, regarding the mandate structure per types of habitat, out of the nine urban settlements (13.4% of mandates, of the total of 37,192 valid votes), four are DUHR: Miercurea-Ciuc (63.7%, 10,404 total number of expressed votes), Odorheiu Secuiesc (53.6%, 9,106 total number of expressed votes), Borsec (83.9%, 1 254 total number of expressed votes), Cristuru Secuiesc (72.8%, 3,303 total number of expressed votes), two from HCP: Gheorgheni (71.2%, 5,768 total number of expressed votes) and Băile Tușnad (68.8%, 593 total number of expressed votes), two mandates for independent candidates:

Bălan (29.5%, 827 total number of expressed votes) and Vlăhița (36.1%, 1,313 total number of expressed votes) and only one from SLU: Toplița (75.4%, 4,624 total number of expressed votes).

**Table 2.** Mayoral elections in Harghita County, Romania, June 2012

(Data source: [www.beclocale2012.ro/rezultate.html](http://www.beclocale2012.ro/rezultate.html))

No.	City, town, commune	Total no. of valid votes	Name of candidate	Political party	Valid votes	%	Age Of mayor	Number of polling stations
1	Miercurea-Ciuc	16,324	Kálmán Ráduly Róbert	DUHR	10,404	63.73	44	19
2	Gheorgheni	8,094	János Mezei	HCP	5,768	71.26	36	9
3	Toplița	6,130	Stelu Platon	SLU	4,624	75.43	58	11
4	Odorheiu-Secuiesc	16,977	Levente Zoltán Bunta	DUHR	9,106	53.63	49	22
5	Băile Tușnad	861	Tibor Albert	HCP	593	68.87	49	1
6	Bălan	2,086	Brezovszky Gheorghe Adam	IC	827	29.58	65	5
7	Borsec	1,494	József Mik	DUHR	1,254	83.93	37	2
8	Cristuru-Secuiesc	4,531	Emil Rafai	DUHR	3,303	72.89	41	7
9	Vlăhița	3,636	Sándor Rus	IC	1,313	36.11	54	5
10	Atid	1,079	László Szócs	DUHR	942	87.30	28	5
11	Avrâmești	1,142	Béla Szócs	DUHR	811	71.02	53	4
12	Bilbor	1,425	Ilie Trif	SDP	462	32.42	60	1
13	Brădești	1,068	Botond Bokor	DUHR	961	89.98	35	2
14	Căpâlnița	1,036	László Benedek	HCP	554	53.47	35	1
15	Cârța	1,251	Gábor Tibor	DUHR	946	75.61	45	2
16	Ciceu	1,401	Attila Becze	DUHR	807	57.60	38	2
17	Ciucsîngeorgiu	2,034	József György	DUHR	1,572	77.28	46	6
18	Ciumani	2,222	László Szilard Márton	DUHR	1,376	61.92	37	2
19	Corbu	795	Nicușor Drugă	LDP	558	70.18	56	2
20	Corund	2,571	Mihaly Katona	DUHR	2,571	100	47	5
21	Cozmeni	888	David Bodo	DUHR	888	100	65	2
22	Dănești	942	Csongor Ernő Bőjte	DUHR	942	100	32	1
23	Dârjiu	549	Csaba Zoltáni	IC	337	61.38	32	2
24	Dealu	1,591	Elemer Imre Balint	DUHR	1,591	100	50	2
25	Ditrău	2,814	Elemér Puskás	DUHR	2,457	87.31	44	5
26	Feliceeni	1,720	József Sándor	DUHR	826	48.02	51	6
27	Frumoasa	1,147	Tibor Ferencz	DUHR	1,147	100	52	3
28	Gălăuțaș	1,197	Radu Țăran	NLP	668	55.80	50	2
29	Joseni	2,865	Szabolcs Gáll	IC	1,913	66.77	33	3
30	Lăzarea	1,718	Ladislau Gábor	DUHR	928	54.01	48	4
31	Leliceeni	768	Péter Pál	DUHR	768	100	35	3
32	Lueta	998	Zoltán Lázár	DUHR	998	100	46	2
33	Lunca de Jos	2,570	Péter Mihok	DUHR	1,333	51.86	49	5

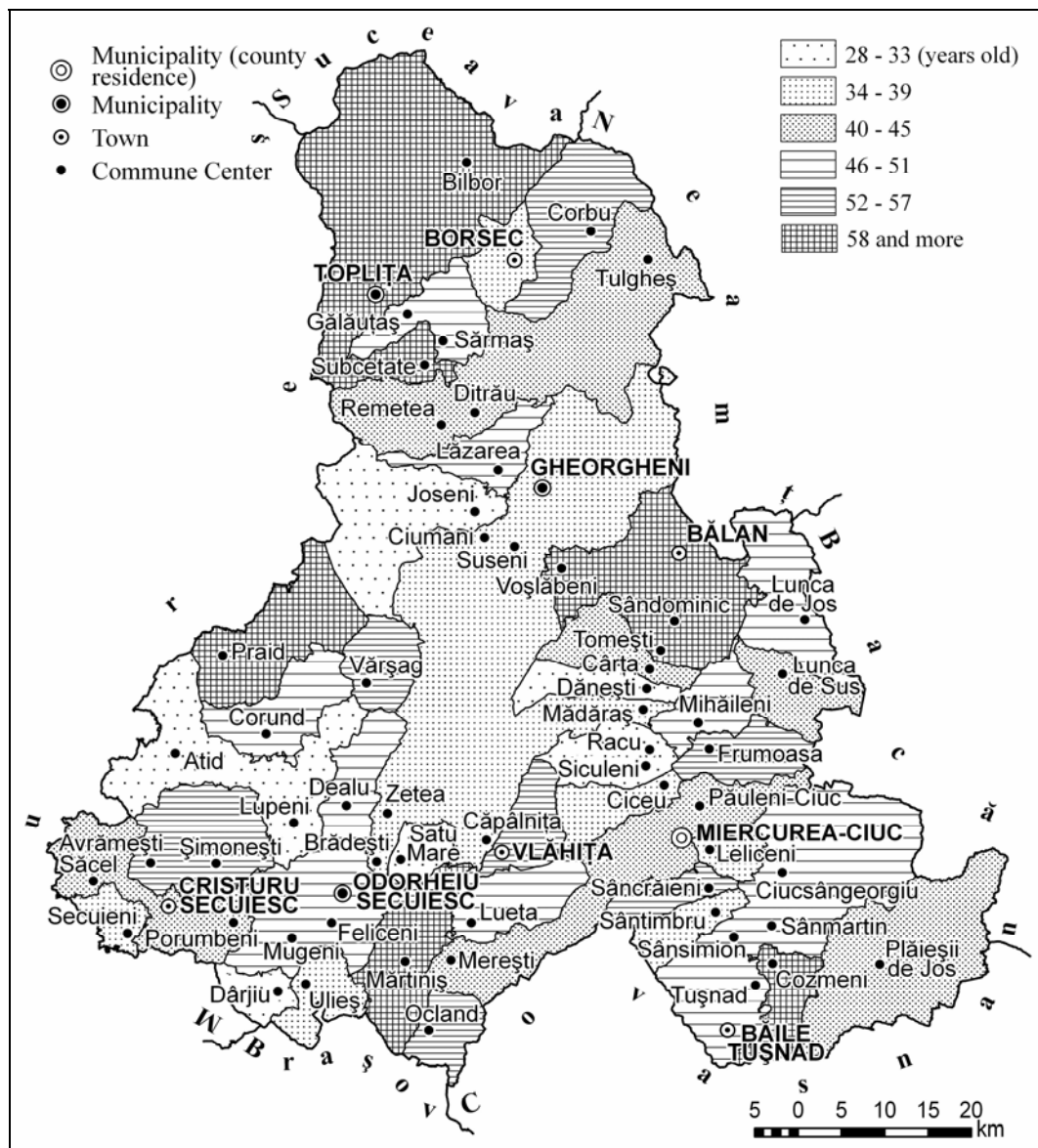
34	Lunca de Sus	1,533	Zsombor László Timár	DUHR	977	63.73	41	3
35	Lupeni	2,497	Lehel Kovács	DUHR	1,364	54.62	33	6
36	Mădăraş	755	László Biró	DUHR	755	100	37	2
37	Mărtiniş	1,380	Péter Tivadar Kerekes	DUHR	514	37.24	59	12
38	Mereşti	471	Mihály Rigó	DUHR	471	100	42	1
39	Mihăileni	1,116	Petru Kosa	DUHR	755	67.65	51	4
40	Mugeni	1,842	Mózes Farkas	DUHR	1,006	54.61	49	8
41	Ocland	500	Miklós Cseke	DUHR	500	100	56	3
42	Păuleni-Ciuc	933	Csaba Ferencz	DUHR	757	81.13	42	3
43	Plăieşii de Jos	1,123	Zoltán András	DUHR	1,123	100	43	4
44	Porumbeni	987	Levente Gyerkó	DUHR	987	100	45	2
45	Praid	3,228	Alexandru Bokor	DUHR	1,812	56.13	62	5
46	Racu	817	Attila Császár	DUHR	817	100	28	2
47	Remetea	3,414	Elemér Laczkó Albert	DUHR	3,003	87.96	43	4
48	Săcel	567	Lajos Nagy	DUHR	381	67.19	42	4
49	Sâncrăieni	1,134	Székely Ernő	DUHR	1,134	100	54	2
50	Sândominic	2,011	Alajos Ferencz	DUHR	1,446	71.90	58	3
51	Sânmartin	1,068	András Gergely	DUHR	705	66.01	47	1
52	Sânsimion	1,912	László Fábrián	DUHR	1,011	52.87	47	3
53	Sântimbru	1,122	Előd Kencse	DUHR	805	71.74	34	1
54	Sărmaş	1,972	Valentin Mândru	IC	1,138	57.70	50	3
55	Satu Mare	890	Lajos Dávid	DUHR	654	73.48	33	1
56	Secuieni	1,170	Zoltán Bállo	DUHR	414	35.38	39	3
57	Siculeni	1,525	Csaba Szentés	DUHR	1,500	98.36	32	2
58	Şimoneşti	1,548	Zoltán Péter	DUHR	1,548	100	56	8
59	Subcetate	927	Ion Rizea	SLU	343	34.47	62	1
60	Suseni	2,333	József Egyed	HCP	1,345	57.65	36	5
61	Tomeşti	1,061	Tiberiu Mark	DUHR	738	69.55	64	1
62	Tulgheş	1,833	Marcel Vancu	IC	878	47.89	45	4
63	Tuşnad	1,147	Endre Rafain	DUHR	425	37.05	46	3
64	Ulieş	636	Sándor György	DUHR	353	55.50	37	5
65	Vârşag	790	Ernő Tamás	DUHR	540	68.35	54	2
66	Voşlăbeni	1,212	Mihail Dumitru Tinca	SLU	624	51.48	58	2
67	Zetea	2,515	Attila Nagy	DUHR	1,806	71.80	35	5

DUHR = Democratic Union of Hungarians in Romania; LDP = Liberal Democratic Party; NLP = National Liberal Party; SDP = Social Democrat Party; SLU = Social Liberal Union; HCP = Hungarian Civic Party; IC = Independent candidate.

In the 58 communes of the county, the same political party stands out - DUHR, with the most wins, in 47 communes (81% of their total number), followed by independent candidates with four communes, HCP and SLU with two communes each, and SDP, NLP, LDP, each with one commune.

Even though nine women ran for office (out of 181 candidates - 3.8%), none managed to gain a mayoral seat. By analysing the mayors' age structure, one may see that Atid and Racu have the youngest mayors (28 years), and the

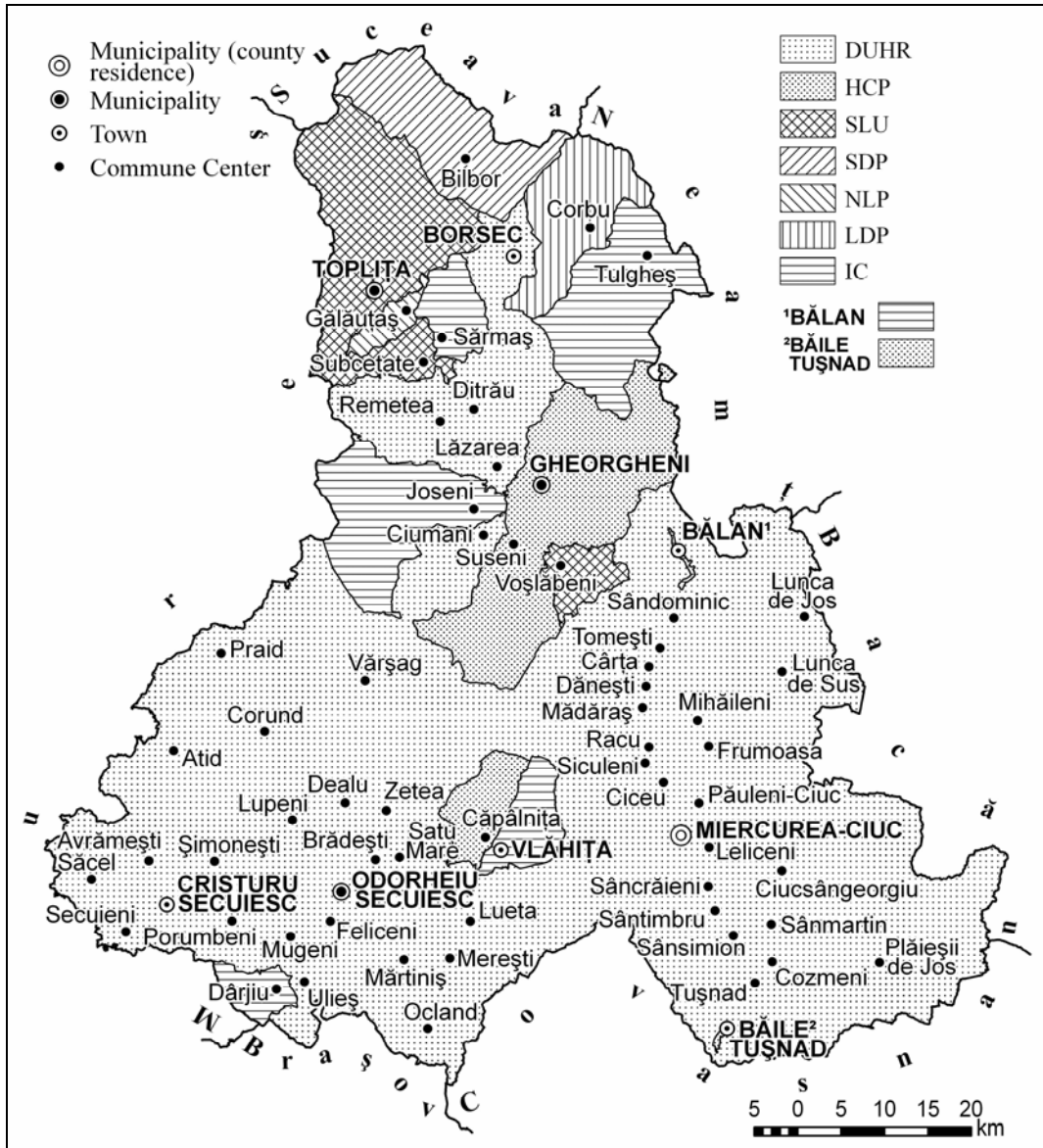
oldest ones are in Bălan and Cozmeni (65 years), but at county level most mayors are between 46-51 years old (figure 2).



**Figure 2.** Age structure of mayors for the 2012-2016 mandate, Harghita County  
(Data source: [www.beclocale2012.ro/rezultate.html](http://www.beclocale2012.ro/rezultate.html))

**Territorial distribution of mandates**

At county level, the territorial distribution of mayoral halls, according to their political affiliation, as one can see in figure 3, is extremely homogenous, due to the dominance of DUHR, owing to the large percentage of Hungarians (84%), while in the settlements with a Romanian majority, situated in the northern part of the county (Bilbor, Toplița, Tulgheș, Gălăuțaș, Sărmaș, Subcetate) SLU achieved a clear victory.



**Figure 3.** The territorial distribution of mayors, according to party affiliation and territorial-administrative unit, in Harghita County, at the 2012 local elections (Data source: [www.beclocale2012.ro/rezultate.html](http://www.beclocale2012.ro/rezultate.html))

**CONCLUSIONS**

Harghita is a county with a certain kind of particularity, where Romanians represents only 13.2% of the total population, while an increasing presence of Romania parties within the county council willlead to a more efficient resolution of administrative problems for the northern areas, inhabited primarily by Romanians.

Voting attendancy in Harghita County was below the country average, being slightly higher in urban areas. More exactly, at 9 pm, the attendancy reached 54.23%, while the national average was 56.39%.

The presence of two Hungarian parties (DUHR și HCP) contributed to the partition of the Hungarian electoral crowd, which lead to a significant and extremely important victory for Romanian parties, now represented in the Harghita County Council.

### REFERENCES

- POP, P. Gr., (2001), *România. Geografie Electorală (noiembrie-decembrie, 2001)*, Revista Română de Geografie Politică, Anul III, nr. 1, Edit. Universității din Oradea;
- POP, P. Gr., (2006), *România. Geografie Electorală (Noiembrie-Decembrie, 2004)*, Studia UBB, Geographia, LI, 1, Cluj-Napoca;
- POP, P. Gr., BODOCAN, V., (2009), *The Elections of Mayors in Cluj County, Romania, in June 2008*, Studia UBB, LIV, 2, Cluj-Napoca;
- <http://www.beclocale2012.ro/rezultate.html>, accesat în data de 25 noiembrie 2012;
- <http://www.informatiahr.go.ro>, accesat in data de 26 noiembrie 2012.

Submitted:  
March 04, 2013

Revised:  
May 16, 2013

Accepted:  
May 27, 2013

Published online:  
May 30, 2013